

Scaled data based on original data using
LM-79-08 Approved Method: Electrical and Photometric Measurements of Solid-
State Lighting Products

Test Report Prepared for
Cooper Lighting Solutions
(formerly Eaton)

Brand: McGRAW-EDISON

Report Number: P456296

Luminaire Tested: **GALN-SA7C-740-U-T1**

Issue Date: 1/4/2021

Test Information

Test Method: LM-79-08
Report Number: P456296
TEST IS SCALED FROM IESNA LM-79-08 TEST DATA (G3-2011-042-5)
Test Lab: INNOVATION CENTER
Issue Date: 1/4/2021
Manufacturer: COOPER LIGHTING SOLUTIONS (FORMERLY EATON)
Product Line: McGRAW-EDISON
Catalog Number: GALN-SA7C-740-U-T1
Description: GALLEON AREA AND ROADWAY LUMINAIRE
(7) 70 CRI, 4000K, 1050mA LIGHTSQUARES WITH 16 LEDS EACH AND TYPE I OPTICS
Light Source: -
Ballast/Driver: ELECTRONIC DRIVER

Summary

Lumens per Lamp: N/A
Luminaire Lumens: 48882 lumens
Efficiency: N/A
Efficacy: 129.7 lumens/watt
Luminous Opening: Rectangular (W 1.5' x L: 1.5' x H: 0')
IES Classification: Type I - Short
BUG Rating: B5 - U0 - G5

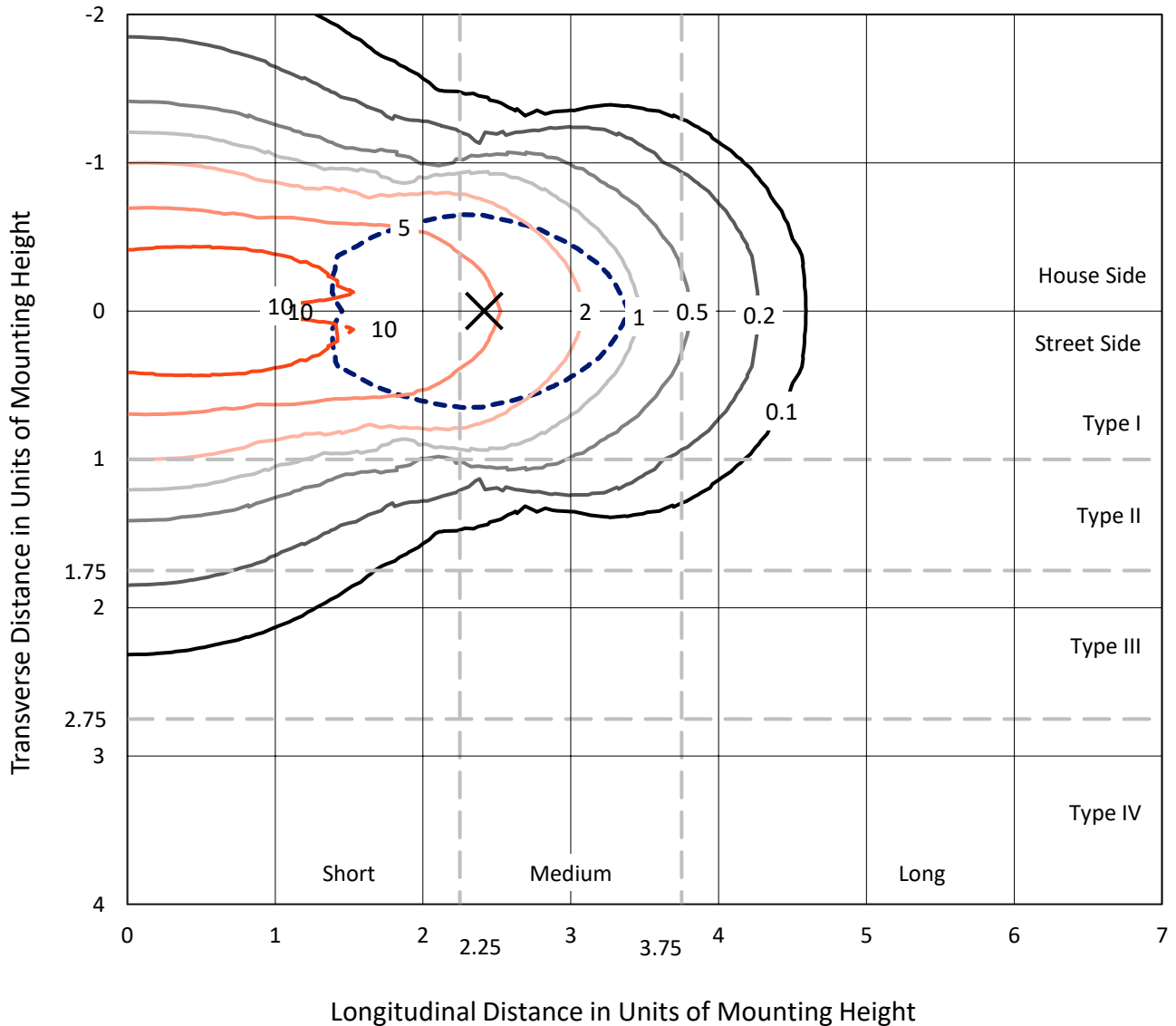
Input Watts (W): 377
Input Voltage (V): NR
Input Current (A_{in}): NR
Voltage Rise (V): NR
Power Factor: NR
Total Harmonic Distortion (THDi): NR
Frequency (hertz): 60
Stabilization Time: NR
Operation Time: NR
Ambient Temperature (°C): NR
Test Distance: 24 FT



REPORT NUMBER: P456296
 CATALOG NUMBER: GALN-SA7C-740-U-T1

Iso-Footcandle Lines of Horizontal Illumination

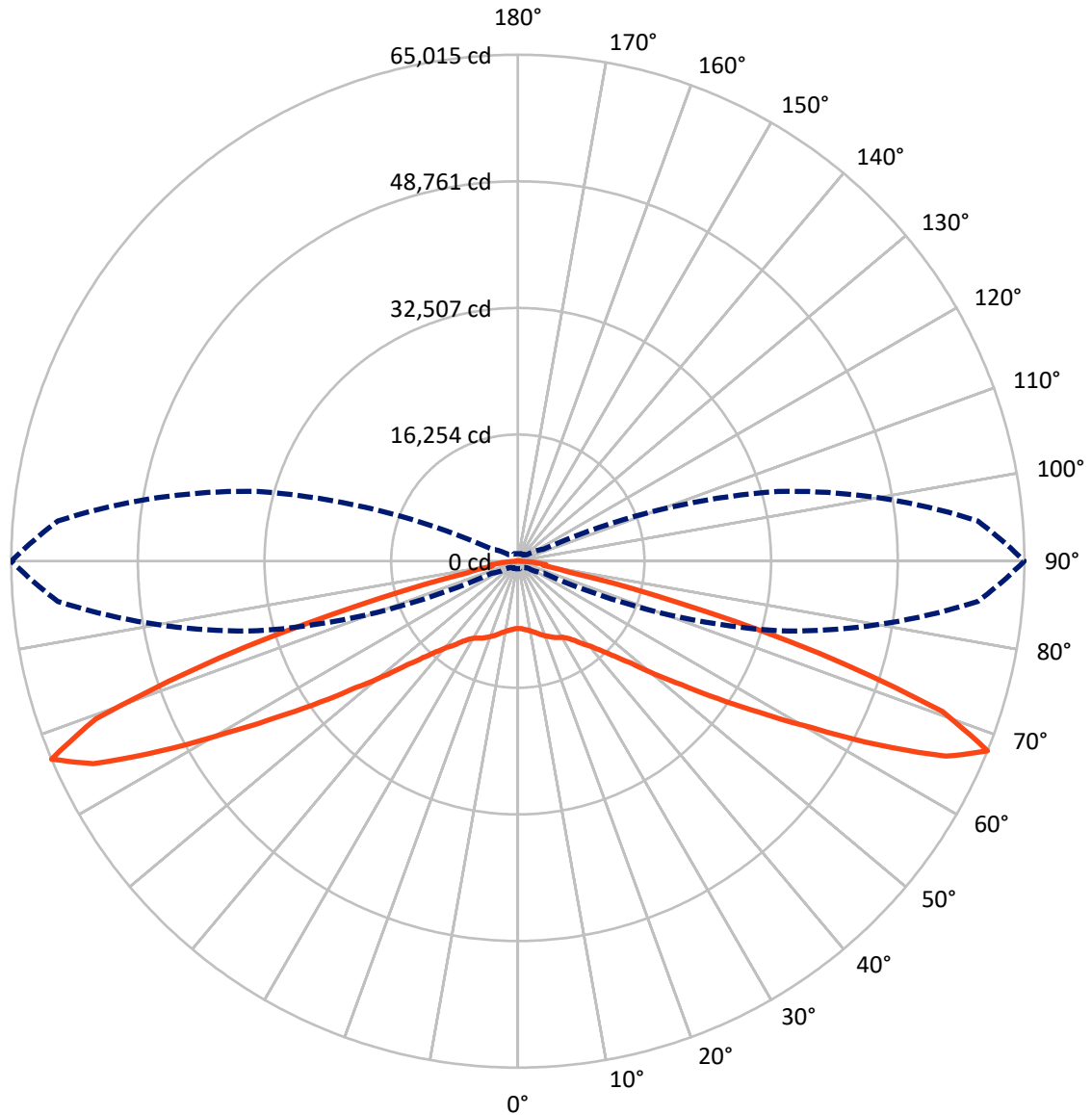
× Max cd
 - - - 1/2 Max cd



Based on 25 foot mounting height. Maximum calculated value = 14.5 fc
 Type I - Short - N/A

REPORT NUMBER: P456296
CATALOG NUMBER: GALN-SA7C-740-U-T1

Luminous Intensity Polar Plot



— Vertical Plane Through 90-Deg Lateral - - - Horizontal Cone Through 67.5-Deg Vertical

REPORT NUMBER: P456296

CATALOG NUMBER: GALN-SA7C-740-U-T1

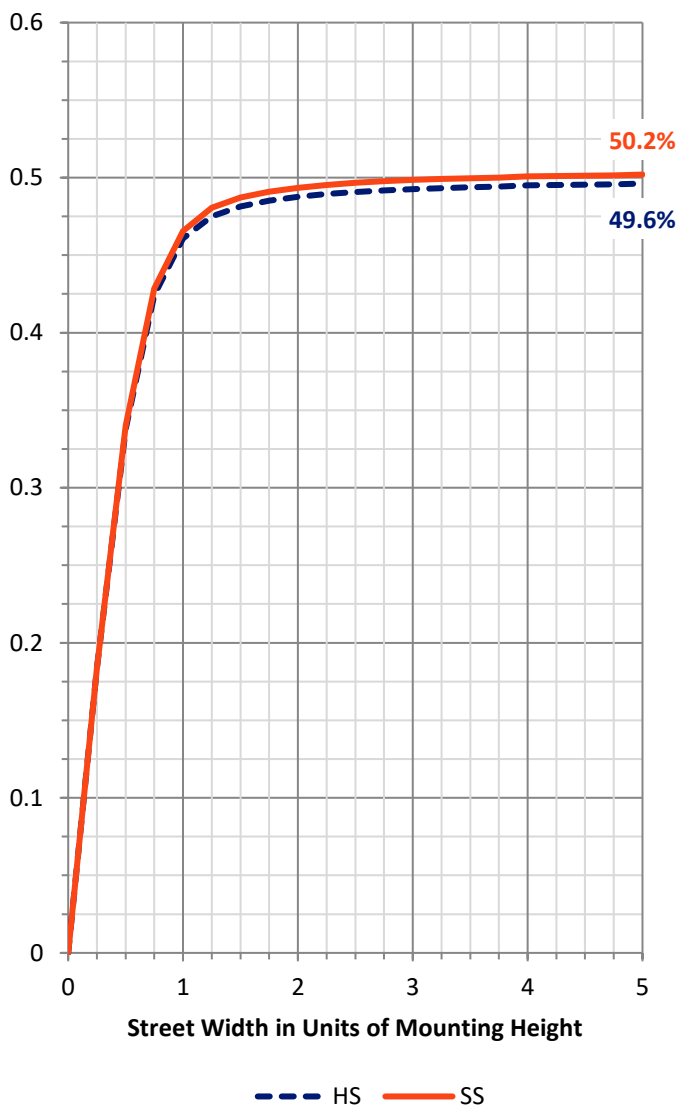
FLUX DISTRIBUTION:

		Downward	Upward	Total
House Side	Lumens	24441.0	0.0	24441.0
	% Fixture	50.0	0.0	50.0
Street Side	Lumens	24441.0	0.0	24441.0
	% Fixture	50.0	0.0	50.0
Total	Lumens	48882.0	0.0	48882.0
	% Fixture	100.0	0.0	100.0

ZONAL LUMENS:

Zone	Lumens	% Fixture
0°-10°	862.8	1.8
10°-20°	2760.4	5.6
20°-30°	4620.2	9.5
30°-40°	6259.1	12.8
40°-50°	7928.2	16.2
50°-60°	9904.3	20.3
60°-70°	11642.1	23.8
70°-80°	4453.6	9.1
80°-90°	451.2	0.9
90°-100°	0.0	0.0
100°-110°	0.0	0.0
110°-120°	0.0	0.0
120°-130°	0.0	0.0
130°-140°	0.0	0.0
140°-150°	0.0	0.0
150°-160°	0.0	0.0
160°-170°	0.0	0.0
170°-180°	0.0	0.0
0°-90°	48882.0	100.0
0°-180°	48882.0	100.0

Coefficient of Utilization



REPORT NUMBER: P456296

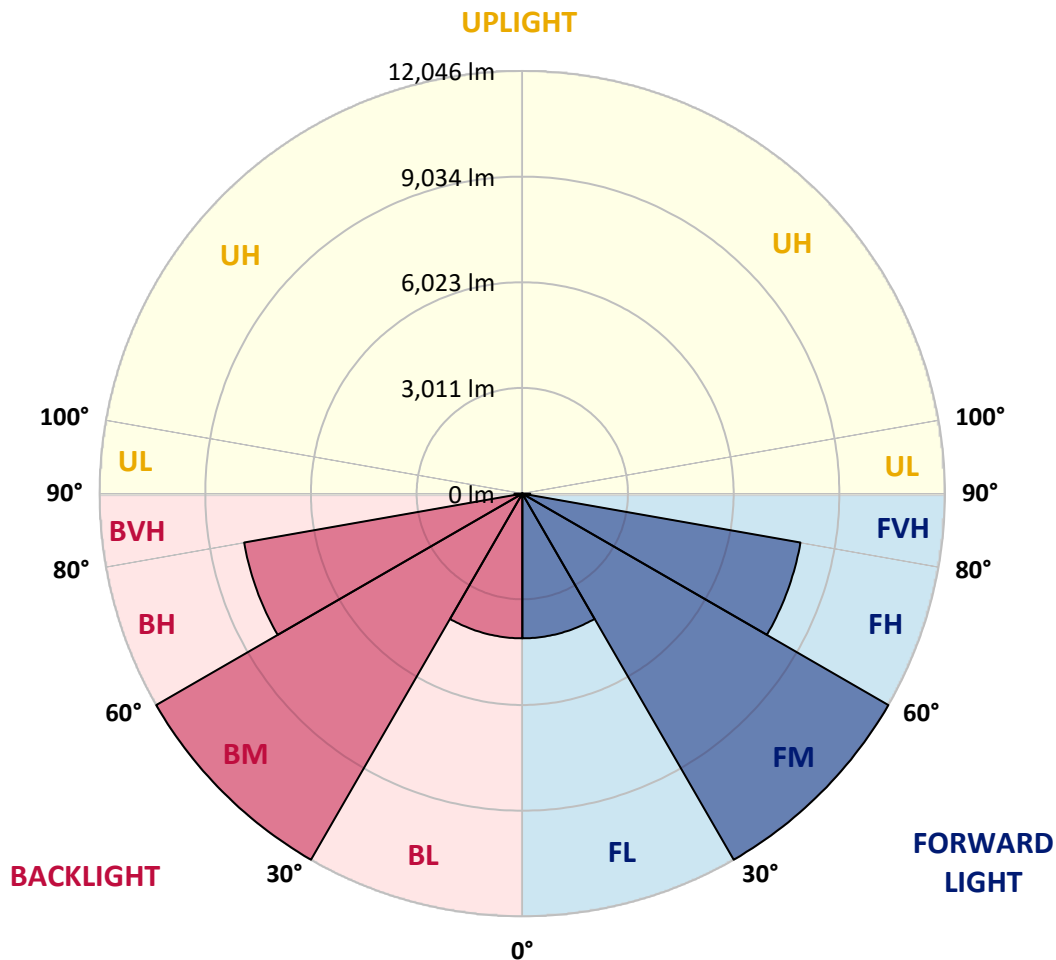
CATALOG NUMBER: GALN-SA7C-740-U-T1

LUMINAIRE CLASSIFICATION SYSTEM LUMEN TABLE AND BUG RATING:

Zone		Lumens	% Fixture	Zone Rating/Lumen Limit		
				B	U	G
FL	(0°-30°)	4121.7	8.4			
FM	(30°-60°)	12045.9	24.6			
FH	(60°-80°)	8047.9	16.5			G4/12000
FVH	(80°-90°)	225.6	0.5			G3/500
BL	(0°-30°)	4121.7	8.4	B4/5000		
BM	(30°-60°)	12045.9	24.6	B5		
BH	(60°-80°)	8047.9	16.5	B5		G5
BVH	(80°-90°)	225.6	0.5			G3/500
UL	(90°-100°)	0.0	0.0		U0/0	
UH	(100°-180°)	0.0	0.0		U0/0	

BUG Rating: B5-U0-G5

Type I Short





REPORT NUMBER: P456296
 CATALOG NUMBER: GALN-SA7C-740-U-T1

CANDELA DISTRIBUTION (FULL):

	0°	5°	15°	25°	35°	45°	55°	65°	75°	85°	90°
0°	8653.6	8653.6	8653.6	8653.6	8653.6	8653.6	8653.6	8653.6	8653.6	8653.6	8653.6
2.5°	8764.6	8759.2	8761.9	8759.2	8767.3	8761.9	8729.4	8702.4	8680.7	8683.4	8675.3
5°	8951.4	8954.1	8956.8	8943.3	8962.2	8951.4	8900.0	8856.6	8813.3	8797.1	8791.7
7.5°	9105.7	9119.2	9127.3	9140.9	9173.3	9173.3	9146.3	9084.0	8989.3	8935.1	8932.4
10°	9260.0	9270.8	9295.1	9338.5	9392.6	9444.0	9433.2	9349.3	9227.5	9135.4	9113.8
12.5°	9314.1	9327.6	9408.8	9533.3	9655.2	9755.3	9755.3	9687.6	9530.6	9389.9	9349.3
15°	9124.6	9149.0	9295.1	9560.4	9879.8	10099.1	10147.8	10053.1	9885.2	9668.7	9620.0
17.5°	8748.4	8807.9	9021.8	9414.2	9944.8	10399.5	10540.3	10494.3	10277.7	10001.6	9944.8
20°	8345.1	8410.0	8637.4	9157.1	9890.6	10575.5	10984.2	10995.0	10727.0	10326.4	10242.5
22.5°	7901.1	7949.9	8242.2	8851.2	9728.2	10616.1	11365.8	11552.6	11189.9	10651.3	10532.2
25°	7403.1	7457.2	7763.1	8420.9	9422.4	10570.0	11715.0	12126.5	11674.4	10997.7	10846.1
27.5°	6926.7	6948.4	7275.9	7944.5	9019.1	10451.0	11972.2	12654.3	12210.4	11284.6	11092.5
30°	6469.2	6520.7	6810.3	7470.8	8556.2	10218.2	12194.1	13255.2	12786.9	11585.1	11338.8
32.5°	5984.7	6047.0	6361.0	7029.6	8093.3	9869.0	12329.5	13912.9	13590.8	12072.3	11809.8
35°	5519.2	5559.8	5876.5	6526.1	7641.3	9463.0	12353.8	14654.6	14627.5	12811.3	12462.1
37.5°	5042.8	5102.3	5421.7	6044.3	7162.2	9032.6	12232.0	15442.3	15878.1	13837.2	13460.9
40°	4585.3	4636.7	4950.7	5578.7	6618.1	8507.5	11942.4	16162.3	17337.0	14892.8	14359.6
42.5°	4087.3	4100.8	4444.6	5083.4	6084.9	7898.4	11525.5	16803.8	18963.8	16308.5	15645.3
45°	3521.5	3556.7	3876.1	4504.1	5473.1	7216.3	10959.8	17334.3	21026.4	18270.9	17366.8
47.5°	2955.8	2985.6	3277.9	3897.8	4804.6	6434.1	10088.2	17799.9	23143.1	20763.9	19578.3
50°	2403.6	2419.9	2658.1	3207.6	4052.1	5611.2	9008.2	17948.8	25535.9	24293.5	22780.4
52.5°	1900.2	1924.5	2105.9	2536.3	3248.2	4639.5	7841.6	17580.7	28329.4	28478.2	26345.3
55°	1540.2	1548.3	1683.6	2000.3	2539.0	3621.7	6434.1	16554.8	31333.9	33840.4	31120.1
57.5°	1326.3	1331.7	1407.5	1583.5	1954.3	2731.2	4991.3	14614.0	34032.6	40122.9	36625.7
60°	1204.5	1207.2	1250.5	1353.4	1548.3	2095.1	3575.7	11874.7	36696.1	47114.5	43468.5
62.5°	1128.7	1128.7	1158.5	1215.4	1310.1	1607.8	2590.4	8567.0	38520.5	54209.1	51902.9
65°	1055.7	1055.7	1077.3	1117.9	1169.3	1315.5	1913.7	5586.8	38474.4	59376.3	60386.0
67.5°	971.7	971.7	988.0	1028.6	1058.4	1131.4	1477.9	3659.6	34560.4	59262.7	65014.6
70°	871.6	871.6	893.2	928.4	952.8	998.8	1166.6	2503.8	25389.8	50600.9	57819.9
72.5°	771.4	774.1	787.7	822.9	841.8	868.9	969.0	1754.0	15574.9	34454.8	40428.7
75°	660.5	665.9	679.4	714.6	730.8	741.7	817.5	1250.5	7879.5	18576.8	21150.9
77.5°	533.2	544.1	552.2	590.1	600.9	617.2	674.0	904.1	3459.3	6675.0	6734.5
80°	389.8	403.3	427.7	462.9	471.0	481.8	514.3	641.5	1567.2	3047.9	3310.4
82.5°	286.9	305.9	276.1	322.1	322.1	308.6	362.7	430.4	720.0	3018.1	3610.9
85°	157.0	159.7	143.5	165.1	175.9	173.2	192.2	211.1	349.2	2013.9	2076.1
87.5°	37.9	40.6	43.3	51.4	62.3	62.3	67.7	59.5	113.7	652.3	373.5
90°	0.0	0.0	0.0	0.0	0.0	0.0	0.0	0.0	0.0	0.0	0.0

(END OF REPORT)